



# Introduction

Finished Quilt in Three Sizes

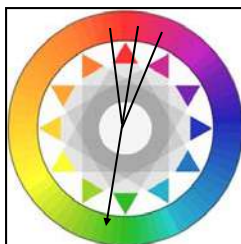
Throw 60"x72" (30 men)  
Double/Queen 84"x92" (60 men)  
King 108"x112" (100 men)

Over 900 men are mentioned in the Bible — far too many to include all of them in this quilt, but all worthy of further study and reflection. Throughout this pattern series, we will take a closer look at 100 men mentioned in the Bible. We will call these men, "Boys of the Bible." Some were truly bad (evil), others were somewhat bad (flawed), and other were good and faithful.

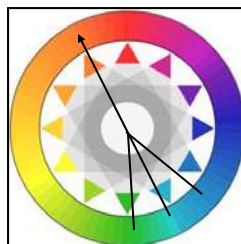
Each week for 50 weeks, we will introduce you to two men of the Bible. Through our study of these men, we will traverse nearly all of the books of the Bible. Each pattern will include references to scripture and a message for reflection. At the end of each pattern, space is provided for your own personal reflection. You can use this space to recall your personal thoughts regarding the Bible Boy, or you can use the space to reflect on your process/progress when constructing the quilt. Your completed journal will become a cherished treasure to accompany your finished keepsake quilt.

Each block will finish 8"x12" — an 8" square block with two 2"x8" tabs. The tab space serves two purposes: setting units & (optional) name/scripture embroidery. The quilt can be constructed as a scrappy quilt, but was designed to feature three block color pathways with one contrast fabric. The three colors should be analogous: three colors that are next to each other on the color wheel. The colors will match well and create serene and visually appealing blocks. You can collect a variety of dark and medium/dark fabrics in each of these three analogous colors. Your contrast fabric should contrast significantly from the analogous fabrics. These fabrics should be LIGHT by contrast and should, ideally be the complementary color opposite the middle color of the analogous fabrics. You can use one fabric or select a variety of fabrics for the contrasting color.

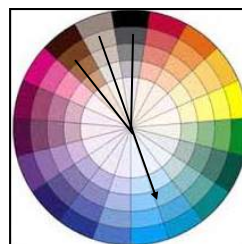
For example, the Stitchin' Tree sample quilts will be constructed in three colorways:



Orange, Red, Purple  
Contrast: Lime



Blue, Turquoise, Green  
Contrast: Red/Orange



Brown, Gray, Black  
Contrast: Turquoise





# Introduction

Finished Quilt in Three Sizes

Throw 60"x72" (30 men)  
Double/Queen 84"x92" (60 men)  
King 108"x112" (100 men)

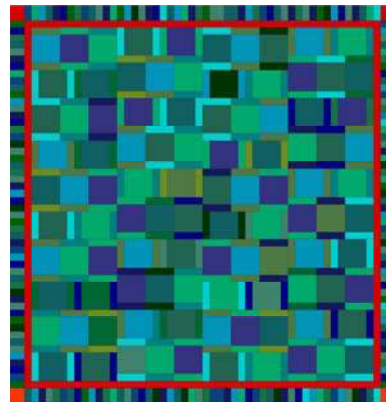

The contrast fabric, used sparingly in each block, represents the impact that God had in the life of the featured Bible character. Whether the character was really bad (evil), somewhat bad (flawed) or good, God chose each of these men, individually and specifically, to play a role in His plan, and there is a lesson to be learned from each one.

There will be no rhyme or reason to the order of the men presented in this pattern series. If you are constructing a double- or throw-sized quilt, you can pick and choose the blocks you want to include in your finished quilt.

I hope you enjoy your discovery of the Boys of the Bible. Your quilt will be beautiful when it is finished.

—Teresa Coenen

We have included an outline image (blocks are omitted) of the finished quilts, for those of you who can't wait for the mystery to be revealed.



Fabric requirements can be found on the next page.





# Introduction

Finished Quilt in Three Sizes

Throw 60"x72" (30 men)  
Double/Queen 84"x92" (60 men)  
King 108"x112" (100 men)

Fabric	Throw Quilt	Full Quilt	King Quilt
Block Fabric #1	2 yards	3 yards	4-1/3 yards
Block Fabric #2	2 yards	3 yards	4-1/3 yards
Block Fabric #3	2 yards	3 yards	4-1/3 yards
Contrast Fabric	3/4 yard	1-1/4 yards	1-1/2 yards
Inner Border (same color as Contrast)	1 yard	1 yard	1 yard
Outer Border	Included with Block Fabric Yardage		
Binding	5/8 yard	3/4 yard	1 yard

